



# Portfolio Summary

Overall RAG

AMBER / RED

Overall, SEND Transformation is Amber/Red - At Risk. This is because, despite significant progress being made on the project activity we are not yet seeing these efforts reflected in the data. Clearly the assumptions about how quickly the impact of our efforts would be felt were optimistic and this is now being factored into future plans.

The number of EHCPs in the Wiltshire system is 650 plans higher than forecast for this point in the plan and now that this is being seen in the financial figures, this is driving a £15m overspend above the expected overspend for this financial year.

There are some positive signs, demand for EHCNA requests appears to have plateaued - but this needs to be monitored to ensure it is not suppressed demand which is going to reoccur at a later date. However, while demand is plateauing, this gives us a stable state to forecast the new plan from.

## Number of EHCPs

# 6357!

Forecast to date: 5707 (+650)

## HNB Overspend 2024/25 (£m)

# 43.20!

Goal for this financial year: 28.21 (+14.99)

Finance Data reflects: Q2 Forecast

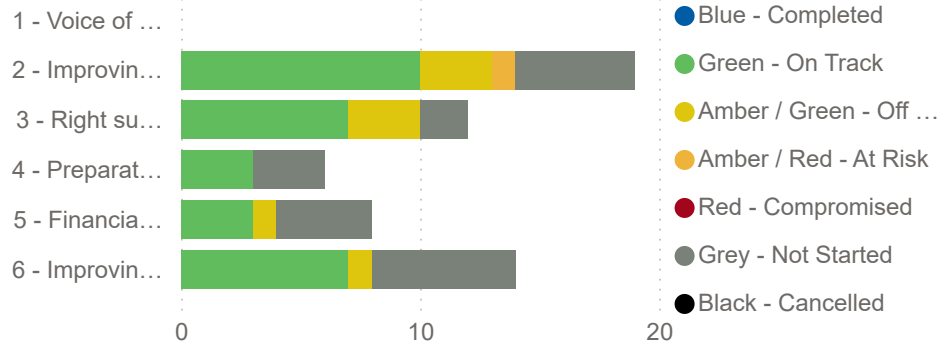
## Children with EHCPs in INMSS

# 5.75%✓

Forecast: 6.92% (-1.17%)

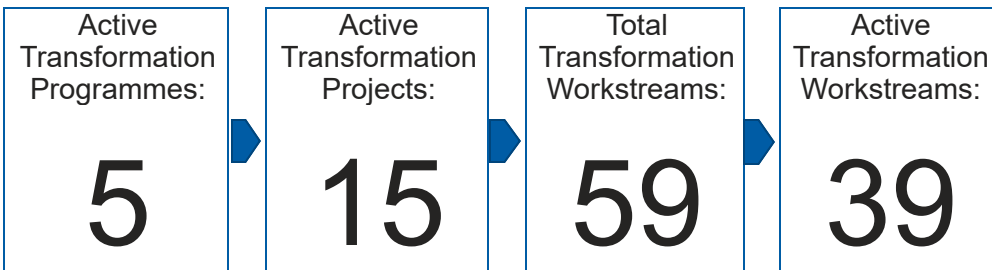
SEND Data last refreshed: 07/01/2025

## Workstream Status by Programme



## Key Programme Risks (15+)

Risk	Impact	Risk Owner	Impact (1-5)	Likelihood (1-5)	Risk Score	Action required
If growth is stronger than forecast, we will not meet our trajectory.	The Council will face further financial difficulty and the DfE may withhold payments under the Safety Valve agreement	Kathryn Davis	5	4	20	This risk has become an issue, and so we are reforecasting the plan. This will give us a new trajectory which will then need to be monitored.
There is a risk that the capital programme fails to generate a reduction in INMSS placements	These expensive placements will continue to increase, and drive the deficit.	Kathryn Davis	4	4	16	We are working to deliver the plan and ensure our revised plan has realistic mitigations in it.



# 1 - Voice of the child and their family

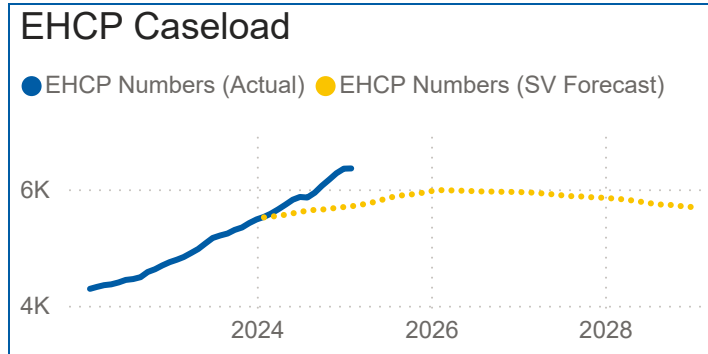
Further work to be done as part of developing the SEND Strategy Implementation Plan to understand what the workstreams and data are for this area.

## 2 - Improving support, skills and practice

### Key Contributing Workstreams

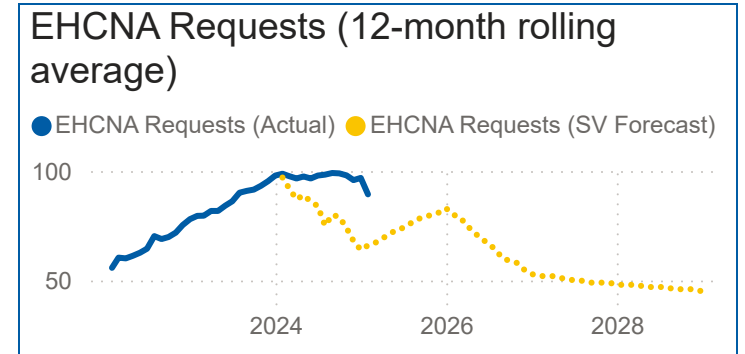
Workstream	RAG
Improved early support offer, building on the Family Hub pilot	Green - On Track
Improved pathway navigation to ensure early support offer is fully utilised by early years	Green - On Track
Multi-agency approach to supporting schools before an EHCP is issued	Amber / Green - Off Track
New Team of Inclusion Advisors working in schools	Green - On Track

Status of Milestones Due



Date	# funded EHCPs	EHCP v last year	% 0-25 with EHCP	EHCP % v Stat Neigh
Dec-24	6353	872	3.82%	0.63%
Nov-24	6274	856	3.77%	0.58%
Oct-24	6166	823	3.70%	0.51%
Sep-24	6059	758	3.64%	0.45%

SEND Data last refreshed: 07/01/2025



## 3 - Right support at the right time

### Key Contributing Workstreams

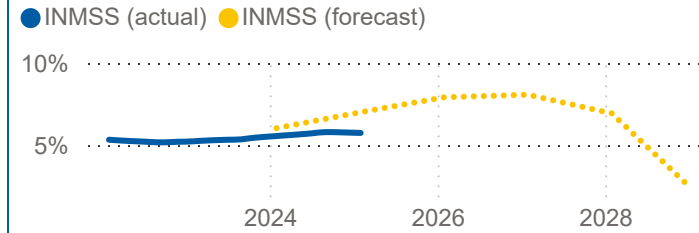
Workstream	RAG
Additional Secondary Resource Bases	Green - On Track
Further improvements to our Resource Base model	Green - On Track
Proactive approach to bringing children back into a mainstream setting	Green - On Track

Status of Milestones Due

7

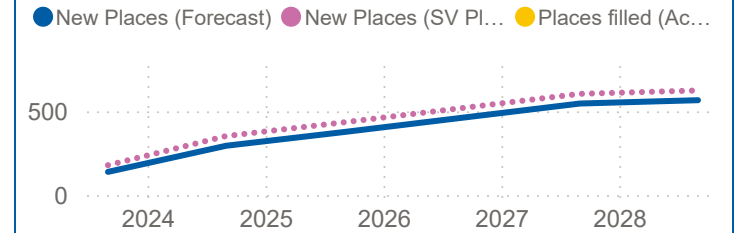
3

### Children with an EHCP in Independent Special School (12-month rolling average)



Date	% placed in INMSS	vs 2023 Stat Neighbour	# placed in INMSS	vs last year
Dec-24	5.64%	-0.08%	358	41
Nov-24	5.72%	0.00%	359	40
Oct-24	5.82%	0.10%	359	41
Sep-24	5.85%	0.13%	354	44

### New Special School Places (Running Total)



Special School Places Filled

( ... )

Special School Places Shortfall

58

Estimated Cost of Shortfall

£2.24M

## 4 - Preparation for adulthood

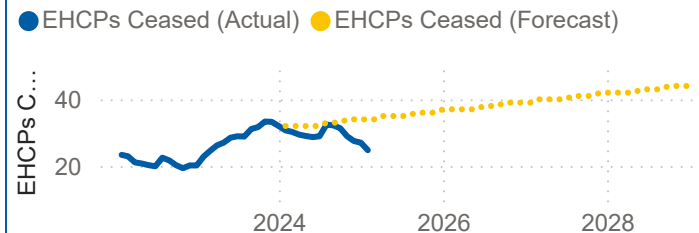
### Key Contributing Workstreams

Workstream	RAG
Clear set of attractive employment options for young people with SEND, developed with employers	Green - On Track
Increase PfA capacity to allow more informed and proactive conversations about ceasing plans.	Green - On Track
To increase the options, support and information in order to better prepare young people with SEND for adulthood.	Green - On Track

Status of Milestones Due

10

### EHCPs Ceased (12-month rolling average)



## 5 - Financial assurance in our SEND system

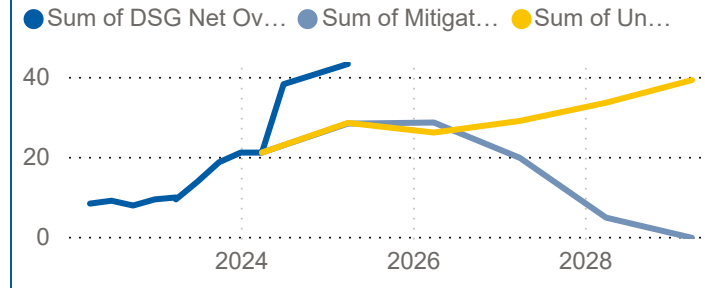
### Key Contributing Workstreams

Workstream	RAG
Further development of our decision-making panels and review related processes	Green - On Track
Review of school SEND funding including special schools and top ups	Green - On Track

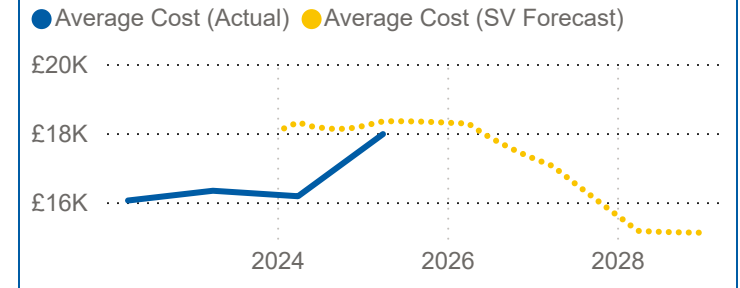
Status of Milestones Due

10

In year net position HNB (-£,000,000)



Average Cost per EHCP



## 6 - Improving communication, process...

### Key Contributing Workstreams

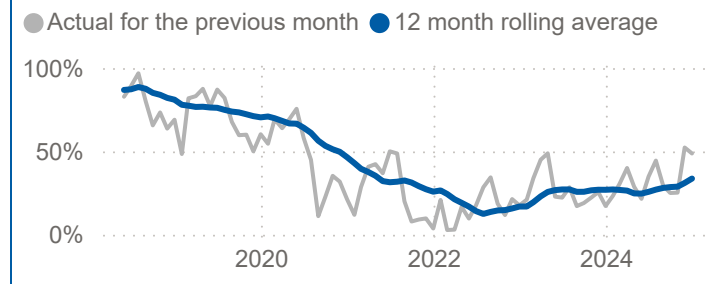
Workstream	RAG
Clear the EHCNA backlog and create a Tribunals Team to effectively manage the process	Green - On Track
Communications strategy for communicating with parent carers	Green - On Track
Early Help Hub and Advice	Green - On Track
Further integrated processes and paperwork in our system to drive efficiencies	Green - On Track

Status of Milestones Due

12

5

20 Week decisions made on time (%)



EHC plans issued on time

